

Acterna HST-3000

Option for Datacom Testing

The HST-3000 Datacom Service Interface Module (SIM) is designed for field technicians who are responsible for installing and maintaining data communications circuits and network elements over RS-232/V.24, RS-449/V.36, V.35, EIA-530, and X.21 interfaces. Technicians can verify end-to-end connectivity, identify clocking errors, and measure throughput with the bidirectional monitoring, Data Terminating Equipment (DTE) emulation, and Data Communications Equipment (DCE) emulation features.

When using the HST-3000 for network troubleshooting, technicians can quickly and easily isolate circuit problems to a specific direction by analyzing the performance of the entire digital link in both directions. The HST-3000 can also verify operation or locate network problems by generating Bit Error Rate Test (BERT) patterns and testing Frame Relay service.

Rugged, versatile, and portable, the HST-3000 is the ideal instrument for technicians to test the entire circuit, from the customer premise and throughout the network. It can be built to order and quickly and easily upgraded in the field with new modules as application and technology needs change.

Programmed with highly integrated applications for in-service and out-of-service testing, the HST-3000 examines both the physical layer and service levels to ensure that the network is performing properly.

Highlights

- Isolates and troubleshoots Datacom networks and Customer Premises Equipment (CPE)
- Supports RS-232/V.24, RS-449/V.36, V.35, EIA-530, and X.21 interfaces
- Provides DTE/DCE emulation and bidirectional monitoring
- Contains a full suite of BERT patterns with data rate support up to 10 Mbps
- Verifies Frame Relay service over Datacom interfaces

DTE/DCE Emulation

The HST-3000 Datacom SIM can replace either a DTE or DCE device and can test head-to-head with existing network elements. By emulating the Customer Premises Equipment (CPE), the technician can control handshaking states between DTE and DCE devices to ensure proper transitions and to verify connectivity. Technicians can also sectionalize problems in the network by qualifying proper data transmissions and signaling states.

Bidirectional Monitoring

The HST-3000 can passively monitor the Datacom link's transmission in both directions to confirm physical layer results.

Traffic Generation

With the HST-3000, the user can send BERT patterns to verify error-free performance by transmitting ANSI, ITU, and user-programmable test patterns. Test head to head with other Acterna equipment or via loopback. Performance measurements such as Round trip delay and G.821 results allow users to verify all circuit parameters fall within the required level of performance.

Frame Relay over Datacom

With the Frame Relay software option, technicians can verify that Frame Relay service is functioning properly by testing LMI activity, PVC/DLCI status, congestion, lost frames, and Committed Information Rates (CIR).

Timing Analysis

When using synchronous timing, if the receiving device is not properly synchronized to the clock signal, misinterpretation of bits can cause bit errors and timing slips. The HST-3000 provides internal and interface clock source options, allowing technicians to rapidly diagnose and correct network timing problems.

Verify End-to End Connectivity

Technicians can quickly isolate any problem to a specific direction by analyzing the performance of the entire digital link in both directions. After the circuit is installed, the HST-3000 can be used to qualify proper channel routing, delay, and performance over the entire link.

Self-Loop Testing

The HST-3000 provides an internal self-loop testing feature that connects the transmitter to the receiver without involving amplifiers or cables. This feature allows technicians to validate the unit settings and the selected test interface on the HST-3000. An external cable verifies the amplifiers as well as the current emulation cable.

User-Configurable Setup

Technicians can select and configure the test interface, timing mode, timing source, data rate, flow control, and test pattern on the HST-3000. In addition to standard software LED result pages, the HST-3000 contains user-defined hardware Datacom LEDs on the module that displays signal states and mark/space .

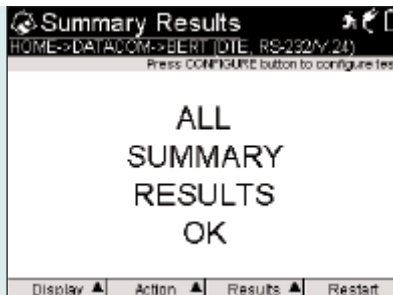


Figure 1. Datacom Configuration Menu

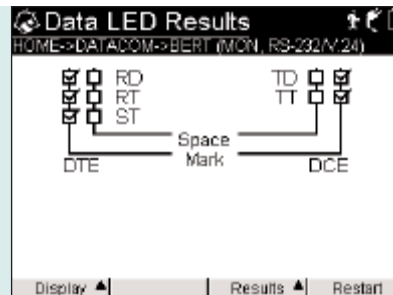


Figure 2. Datacom LED Results Page

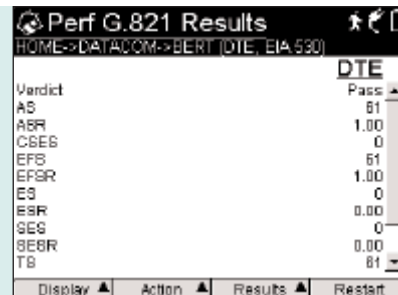


Figure 3. G.821 Performance Results Page

The HST-3000 is an All-in-One Tester

The HST-3000 is a modular platform that covers a broad range of interfaces and services.

T1 and DS3 – Allows for monitoring, terminating, and drop and insert testing; standard and advanced BERT patterns; T1/DS3 and HDSL loopcodes; and PCM TIMS and signaling.

Frame Relay – Tests Frame Relay service over Datacom, T1, and DDS-LL links.

BRI – Places and receives voice and data calls using the two B channels on S/T and U interfaces.

PRI – Places and receives calls using all 23 B channels. Also supports NFAS and D-channel backup.

DDS – Supports 4-wire local loop and T1 DDS support, BERT, loopcodes, and CSU/DSU emulation.

Copper qualification – Supports DVOM, TDR, Wideband Tones, RFL, Spectral Analysis, Analog Loss and Noise, POTS Dialer, and Load Coil Counter.

Ethernet – Verifies Ethernet connectivity with receiver (RX) and Transmitter (TX) bytes, frames, and errors. Also supports ping and trace routing.

VoIP – Places and receives VoIP calls. Also verifies connectivity and Quality of Service (QoS).

ADSL – Verifies ISP and Internet connectivity. Supports ATU-R/C Emulation.

G.SHDSL – Supports installation and verification of G.SHDSL circuits with STU-R/C emulation.

Saved Results

Hundreds of results can be saved on the HST-3000 and can then be exported directly to a printer or to a PC via serial or Ethernet ports. The results files can then be e-mailed, printed, or saved onto a PC. The HST-3000's file manager also allows technicians to view previously saved test information directly on the instrument.

VT100 Emulation

With the HST-3000's VT100 emulation feature, technicians can access T1 and HDSL network equipment for configuration, performance data measurements, and loopback capabilities without having to carry a PC or laptop into the field.

Flexible and Rugged Design

The HST-3000's rugged, weather-resistant design and long battery life are ideally suited for use in the field. Standard Ethernet, USB, and serial ports offer flexibility to easily download software and offload captured test data.

Easily configurable, the HST-3000 can be used by different technicians with different responsibilities to perform a wide variety of tests. The HST-3000 is based on a modular platform allowing for the addition of upgrades and options in the field. This flexibility also allows for the support of future growth in new technologies and advanced options to accommodate the changing needs of versatile technicians.

Interfaces

Via adapter cables:

RS-232/V.24, RS-449/V.36, V.35, EIA-530, X.21
10/100 Ethernet jack 8-pin modular
Serial port DB9 female via cable (DCE)
USB host
USB device

Data rates (emulate and monitor)

X.21 Sync 50 bps to 2,048 kbps
RS-232/V.24 Async/Sync 50 bps to 128 kbps
EIA-530 Sync 50 bps to 10 Mbps
V.35 Sync 50 bps to 2,048 kbps
RS-449/V.36 Sync 50 bps to 10 Mbps

Datacom specifications

BERT Patterns

Mark (All Ones), Space (All Zeros), 1:1, 1:3, 1:4,
1:7, 3:1, 7:1, 63, 511, 2047, 2047R, 2047R INV,
2¹⁵-1 (ANSI, ITU, INV), 2²⁰-1 (ANSI, ITU, INV),
2²³-1 (ANSI, ITU), QRSS, QBF1 (FOX), QBF (2,3),
User Bit, User Byte, Delay

Transmit Clock Sources

Internal +/-2.5 ppm, 1 ppm per year aging
Interface

Signaling Lead Control

Emulate DTE RTS, DTR, LL, RL
Emulate DCE CTS, DSR, DCD, TMA

Self Loop

Internal
External cable check

Result Categories

Summary, Signal, BERT, Data, LED, Data LED,
Control LED, G.821, Time

Physical specifications

Size (H x W x D) 9.5 x 4.5 x 2.75 in
Weight 2.7 lb (with battery)
Operating temperature 22°F to 122°F
Storage temperature -40°F to 150°F
Battery life 10 hours typical usage
Charging time 7 hours from full
discharge to full charge
Operating humidity 10% to 80% relative
humidity
Storage humidity 10% to 95% relative
humidity
Display 1/4 VGA monochrome transfective,
3.8-in diagonal (readable in direct sunlight)

General

Ruggedness Survives a 3-ft drop to concrete
on all sides
Keypad Typical 12-button keyboard

Software Options

The following software options are available for
the mainframe and Datacom module only.

HST3000-FR Frame Relay software option
HST3000-VT100 VT100 option
HST3000-Script Scripted testing software
option
HST3000S-Web Web browser software
option
HST3000-VOIP VoIP software option
HST3000-IP IP Ping Suite software option

Accessories

Datacomm Cables

CB-44390 X.21 DTE/DCE Emulation
CB-44346 X.21 Y Monitor
CB-44385 RS-232/V.24/EIA-530 DTE/DCE
Emulation
CB-44348 RS-232/V.24/EIA-530 Y Monitor
CB-44389 V.35 DTE/DCE Emulation
CB-44341 V.35 Y Monitor
CB-44388 RS-449/V.36 DTE/DCE
Emulation
CB-44347 RS-449/V.36 Y Monitor
Charger/Adapter AC/DC battery charger/adaptor,
120 VAC (50/60 Hz) input; 12 VDC (1 A) output
Soft Cover Form fitting nylon glove for
test set and leads
Carrying Case Heavy duty, nylon case for test
set, extra SIMs, accessories and cables
Battery Lithium ion

Worldwide Headquarters

One Milestone Center Court
Germantown, Maryland
20876-7100
USA

Acterna is present in more
than 80 countries. To find
your local sales office go to:
www.acterna.com

Regional Sales Headquarters

North America
One Milestone Center Court
Germantown, Maryland
20876-7100
USA
Toll Free: 1 866 ACTERNA
Toll Free: 1 866 228 3762
Tel: +1 301 353 1560x2850
Fax: +1 301 353 9216

Latin America
Acterna do Brasil Ltda.
Av. Eng. Luis Carlos Berrini
936 9th Floor
04571-000 São Paulo
SP-Brazil
Tel: +55 11 5503 3800
Fax: +55 11 5505 1598

Asia Pacific
Acterna Hong Kong Ltd.
Room 4010, 40th Floor
China Resources Building
26 Harbour Road
Wanchai
Hong Kong
Tel: +852 2892 0990
Fax: +852 2892 0770

Western Europe
Acterna Germany GmbH
Mühleweg 5
72800 Enningen u. A.
Germany
Tel: +49 7121 86 2222
Fax: +49 7121 86 1222

**Eastern Europe,
Middle East & Africa**
Acterna Austria GmbH
Aredstrasse 16-18
A-2544 Leobersdorf
Tel.: +43 2256 65610
Fax: +43 2256 65610-22

Acterna Moscow
Prospect Mira 26,
stroenie 5
RF-129090 Moscow
Tel.: +7 095 937 88 04
Fax: +7 095 775 26 05

© Copyright 2004
Acterna, LLC.
All rights reserved.

Acterna, Communications
Test and Management
Solutions, and its logo are
trademarks of Acterna,
LLC. All other trademarks
and registered trademarks
are the property of their
respective owners. Major
Acterna operations sites
are ISO 9001 registered.

Note: Specifications,
terms and conditions
are subject to change
without notice.