

VIAVI

Optical Spectrum Analyzer (mOSA-C1)

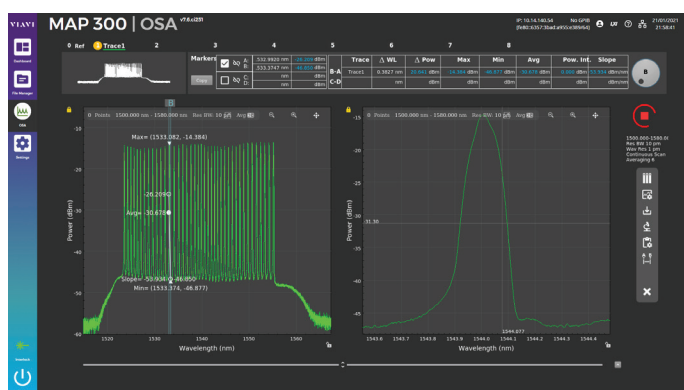
MAP Series Optical Spectrum Analyzer

The Multiple Application Platform (MAP) Optical Spectrum Analyzer (mOSA-C1) is an optical grating-based spectrum analyzer with lab-grade spectral performance and the size and speed to deploy in production



The MAP Series Optical Spectrum Analyzer (mOSA-C1) is a diffraction grating based spectral measurement system. Based on a next generation monochromator design, the OSA is designed to operate over the C and L-band single-mode fiber range. For the first time, measurement specifications associated with laboratory applications are available in an ultra-compact and modular measurement system. The industry leading 20 pm resolutions bandwidth coupled with measurement scan speed of 1.6 sec over 155 nm

allows this mOSA to operate in both the lab and on a production line.



MAP-300 mOSA super application user interface

Benefits

- Single slot MAP-300 module; the most compact in its class
- Laboratory performance with the size and speed for production
- Flexible analysis function licensing
- Embedded wavelength calibration artifact

Features

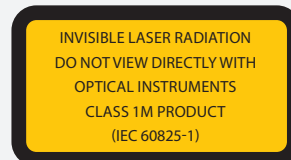
- 20 pm resolution bandwidth
- C- and L-band range
- >65 dB dynamic range
- PDL <0.2 dB
- ± 10 pm accuracy after calibration with on-board artifact

Applications

- DWDM Coherent module test
- Gain and Noise figure measurements
- CWDM and DWDM component test
- CW Source characterization

Safety Information

- When installed in a MAP mainframe, complies to CE, CSA/ UL/IEC61010-1, LXI Class C requirements, meets the requirements of Class 1M in IEC 60825-1 (2014), and complies with 21 CFR 1040.1 except deviations per Laser Notice No. 50



As part of the VIAVI Solutions MAP mainframe (now on its 3rd generation), the mOSA-C1 can be combined with the over 15 optical application modules to provide a complete solution across a large range of optical telecom technologies. This includes coherent and client transceivers, source lasers optical amplifiers and passive components. The VIAVI MAP mainframe now boasts two industry leading Spectrum Analyzers. The C and L-band, ultra-fast, ultra-compact grating based mOSA-C1 is complimented by the C-band focused, high resolution coherent measurement based mHROSA.

A web accessible, simple, and intuitive graphical user interface redefines the user experience and is quick for new users to learn, while boasting advanced features expected by the most demanding users. Remote automation has been dramatically simplified to enable quick, simple integration into PC based automated test environments.

The mOSA is currently compatible with the MAP-300 mainframe family.



Figure 1: The mOSA-C1 is a member of the MAP LightDirect family. The flexibility of the MAP platform enables users to deploy the same OSA in multiple environments. Modules can be combined to build powerful measurement solutions for technology across telecom photonics.

Module Details

VIAMI has been a leader in the design of optical test systems for over 30 years dating back to its heritage as JDSU. Decades of geometric optics, alignment, system control and analogue measurement are critical. Leveraging advanced optical components and next generation system on a chip technology, the mOSA-C1 re-imagines the control, speed and just how compact a performance monochromator can be.

Speed

The direct monochromator drive has been optimized for over 10 years of continuous use with measurements as fast as 1.6 seconds over a 155 nm of measurement range. Next generation power measurement sub systems allow spectral traces at a full 1 pm resolution, at maximum speed. Combined, the measurement speed, resolution and available memory give users access to all the data, all the time. Zooming and panning to find regions of interest without having to guess ahead of time simplifies trouble shooting complicated systems. Scanning over smaller ranges is possible and can be used to optimize measurement time.



Measurement Performance

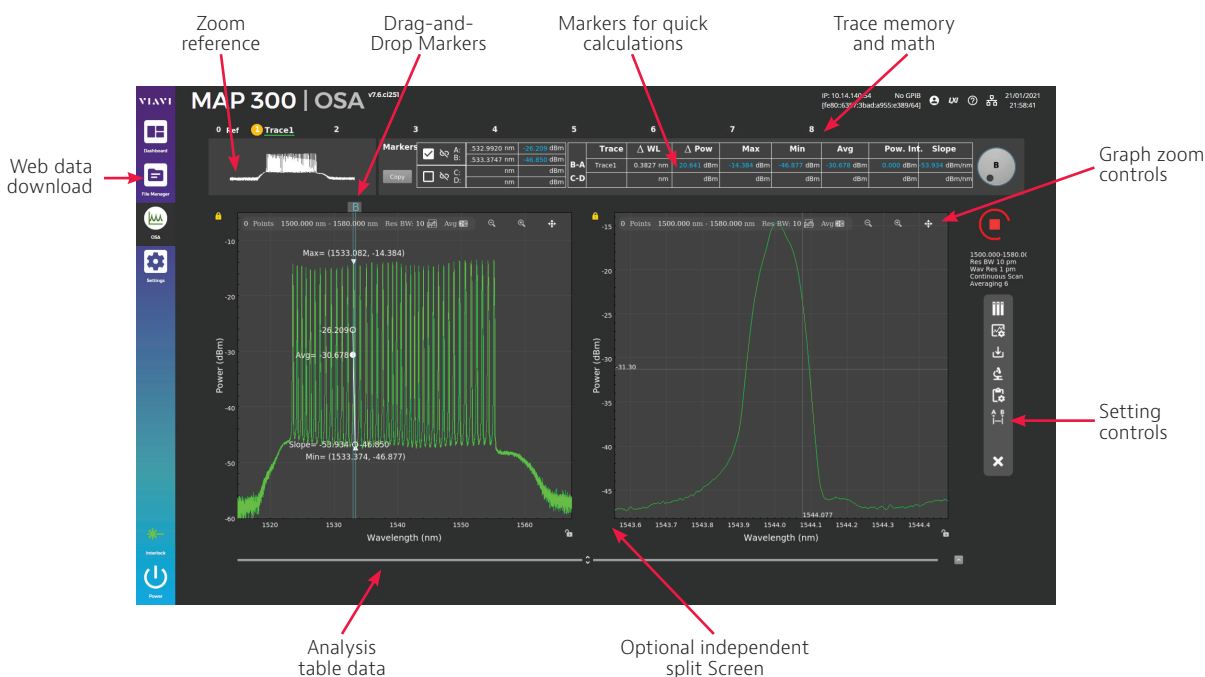
The mOSA-C1 takes the guess work out of creating the optimal settings. OSA performance is both fast and sensitive with enough memory that no longer requires painful trade-offs between power sensitivity, spectral resolution, measurement speed, and close-in dynamic range.



- Increased memory allows the measurement to be acquired at full resolution. Intuitive markers and zoom controls, make it easy to find the data you are looking for.
- Averaging low power signals is performed by averaging multiple individual scans allowing the user to see a region of interest almost immediately. Do not waste time waiting for measurements to complete.
- 20 pm resolution bandwidth ensures OSNR measurements are not impacted by tightly packed channels or long tails in the resolution bandwidth at low power.

Simple and Powerful User Interface

The mOSA-C1 has a powerful yet simple user interface. Users can either access the GUI remotely over a simple web connection, use an HDMI monitor, or order a version with an integrated touchscreen.



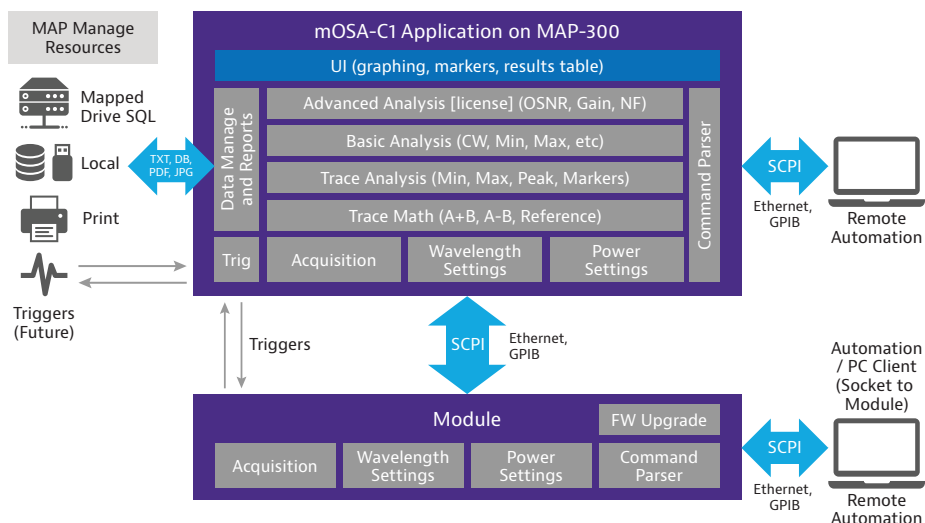
Markers and built-in analysis tools simplify system measurements across all types of technology classes. Trace math and automated referencing can be accomplished with a few simple settings. Optional analysis modules can be added to supplement the standard on board calculations, they include:

Optional Analysis Modules	DUT	Example Measurements
Passive Components	CWDM, DWDM	Filter parameters
Transceiver (Client and Lineside)	Coherent Optics, Client Optics	CW, OSNR

Remote Automation

Remote automation that is simple, intuitive, and fast to implement is a recognized benefit of all MAP modules. The mOSA-C1 has been developed with these ideas at its core. Using SCPI compliant commands over Ethernet has proven to be simple and efficient. The MAP may be ordered with an optional GPIB port if that is the preferred interface.

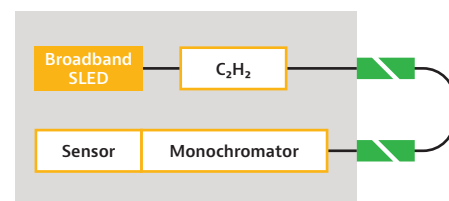
The mOSA-C1 has two remote automation methods. The "Direct-to-Module" method creates a simple set of commands to set-up, initiate and download trace data. This simple data acquisition centered approach is ideal for applications where customer developed analysis will be performed. The low overhead and simple command structures are designed to minimize delays and maximize data collection efficiency. The use of the "Application Environment" interface introduces new advanced function that can be leveraged to simplify extraction of key parameters and data.



1080.900.0222

Automated Calibration

Ambient temperature change, vibrations, and shock affect the measurement accuracy of high precision products such as optical spectrum analyzers. The internal calibration source has both an acetylene gas cell and broadband light source. A simple connection on the faceplate is required to connect the input to the mOSA-C1. The calibration process is fully automatic and only takes a few minutes to perform.



1081.900.0222

Mainframe and Modular Family

The VIAVI Multiple Application Platform (MAP) is a modular, rack mountable or benchtop, optical test and measurement platform with mainframes that can host 2, 3 or 8 modules. The LightDirect family of modules are characterized by their simple control and single function nature. Individually or together, they form the foundation of a diverse array of optical test applications.



LightDirect

Specifications

Parameter ^{1, 2, 3}	Specification
Fiber type	SM 9/125
Connector	FC/APC and SC/APC ⁴
Spectral	
Wavelength range	1500 to 1655 nm
	199.86 to 181.4 THz
Wavelength resolution accuracy	5%
Wavelength repeatability ⁵	± 2 pm (±3s)
Wavelength accuracy ⁶	± 10 pm
Minimum resolution bandwidth	20 pm
Minimum sampling resolution	1 pm
Sweep time (Full wavelength range)	1.6 sec. (Single Sweep)
	10.6 sec. (10x averages)
Spurious-free dynamic Range (10x average)	>35 dB (at 25 GHz from peak)
Built-in calibration light source	Yes (manual connection)
Power	
Maximum input power per channel	+20 dBm
Maximum safe input power	+25 dBm total input power
Level sensitivity ⁷	-60 dBm (10s acquisition)
Maximum dynamic range	65 dB
Level accuracy	± 0.5 dB
Level linearity	± 0.1 dB
Level flatness	0.2 dB
Polarization dependence ⁸	0.2 dB at 1550 nm
Optical return loss ⁹	>55 dB
Other	
Warm-up time	1 hour
Operating humidity	15 to 80% RH
Operating temperature	15 to 35°C
Dimensions	4.1 x 13.3 x 37.0 cm (1.6 x 5.22 x 14.58 in)
Weight	1.3 kg (2.8 lb)
Calibration Period	1 year
Optomechanical Reliability/Lifetime	1x10 ⁹ scans of continuous operation
Mainframe Compatibility	MAP-300 Series

¹ With 9.5/125 µm single-mode (SM) fiber and FC/APC connector.

² After 90-minute warm-up.

³ Temperature condition at 23 ±3°C.

⁴ Requires MAP Series FC/APC–SC/APC mating sleeve (AC503); purchased separately.

⁵ Measured over one (1) minute.

⁶ After wavelength calibration with built-in reference light source.

⁷ From 1520 nm to 1640 nm, measured at 20 pm resolution bandwidth (10-sec acquisition).

⁸ Measured with a broadband source.

⁹ With VIAVI Master SM fiber with FC/APC connector.

Ordering Information

For more information on this or other products and their availability, please contact your local VIAVI account manager or VIAVI directly at 1-844-GO-VIAVI (1-844-468-4284) or to reach the VIAVI office nearest you, visit viavisolutions.com/contacts.

Module Part Numbers

Order Code	Description
MOSA-C1CLG1A-M100-MFA	MAP-Series OSA C and L-band general performance manual cal. SMF FC/APC

Software Analysis Packs Part Numbers

Order Code	Description
mSUP-OSA-PCOMP-A	Passive Components
mSUP-OSA-TX-A	Transceiver (Client and Lineside)

Accessories

Accessories (Optional)	Product and description	
Inspection and Cleaning Tools	CleanBlastPRO	The patented VIAVI Solutions® CleanBlastPRO fiber end-face cleaning system provides a fast, effective, and cost-efficient solution for removing dirt and debris from connectors in most common applications.
	FiberChek probe microscope	One-button FiberChek Probe delivers a reliable, fully autonomous, handheld inspection solution for every fiber technician.
	P5000i fiber microscope	Automated Fiber Inspection and Analysis Probe provides PASS/FAIL capability to PC, laptops, mobile devices and VIAVI test solutions.
Replacement Parts	Mating sleeves	AC502;FC/APC-FC/APC Universal Connector Adapter
		AC503;FC/APC-SC/APC Universal Connector Adapter

A wider range of inspection tools are available at VIAVI. More information about the products and accessories can be accessed through our website at www.viavisolutions.com. For further assistance please contact your local VIAVI account manager or VIAVI directly at 1-844-GO-VIAVI (1-844-468-4284) or to reach the VIAVI office nearest you, visit viavisolutions.com/contacts.



Contact Us **+1 844 GO VIAVI**
(+1 844 468 4284)

To reach the VIAVI office nearest you,
visit viavisolutions.com/contact

© 2022 VIAVI Solutions Inc.
Product specifications and descriptions in this document are subject to change without notice.
Patented as described at
viavisolutions.com/patents
mosa-c1-ds-fop-nse-ae
30193102 903 1122

viavisolutions.com